

# **Credit and Debit Card Interchange Fees in Various Countries**

## **August 2017 Update**

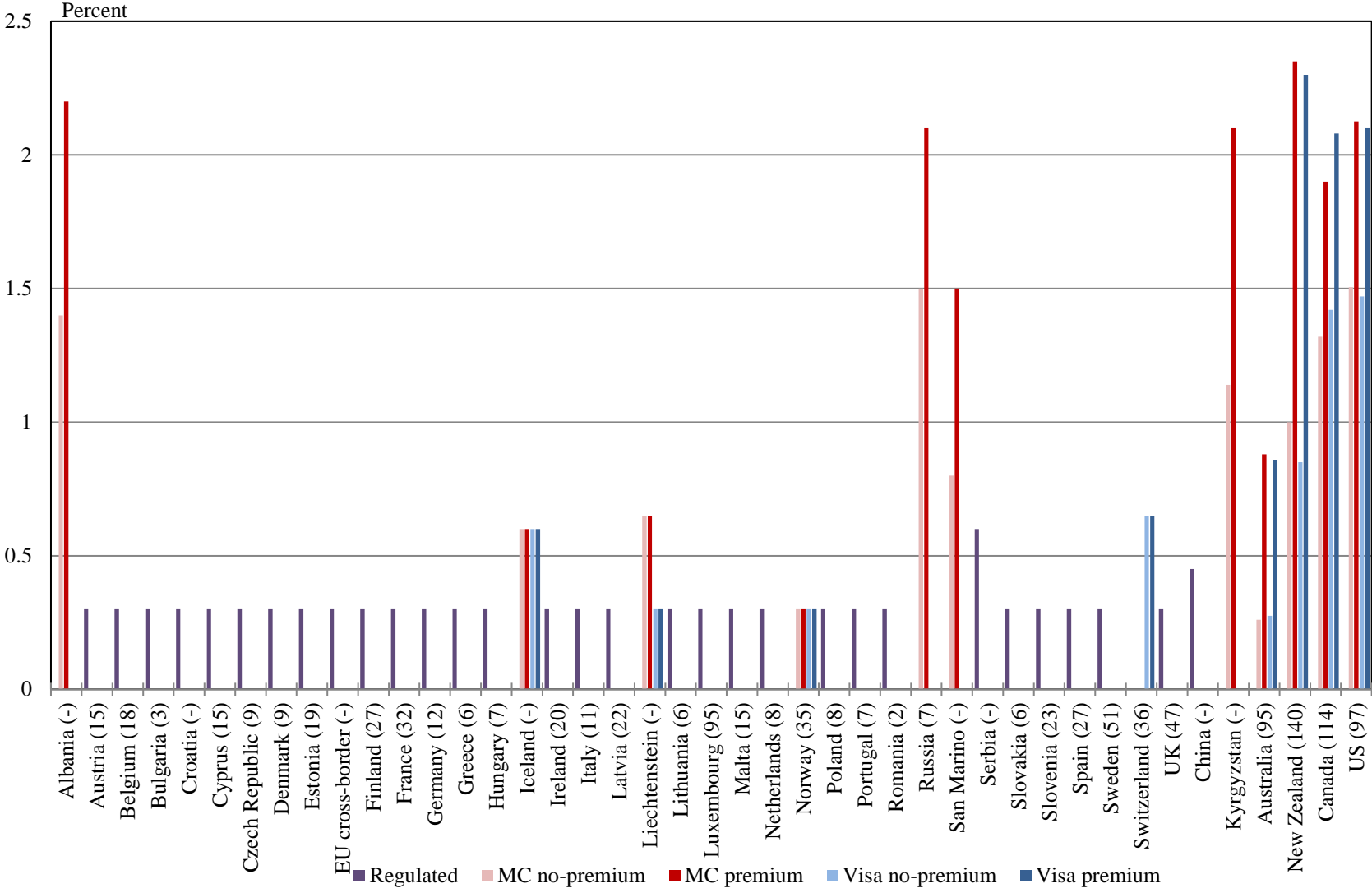
**Payments System Research<sup>†</sup>**

**Federal Reserve Bank of Kansas City**

---

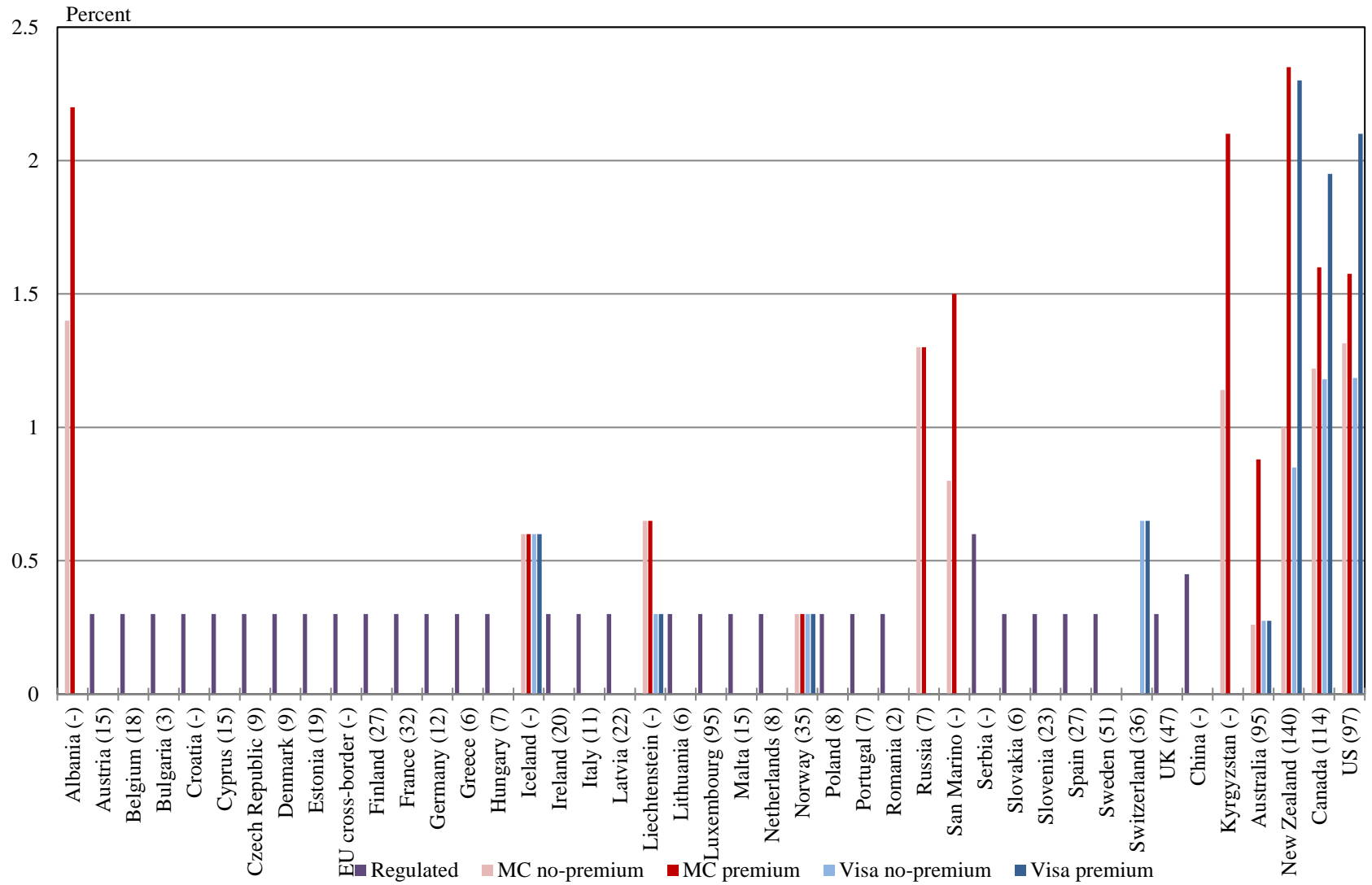
<sup>†</sup> Fumiko Hayashi, Senior Economist, and Sabrina Minhas, Research Associate, compiled this update. The original charts appeared in Hayashi, Fumiko, 2010. "Payment Card Interchange Fees and Merchant Service Charges – An International Comparison," *Lydian Payments Journal*, 1(3): 6-22.

## 2017 Credit IF Rates: Retail (Face-to-Face)



( ) Per capita credit, credit / delayed debit, or delayed debit card transactions per year.

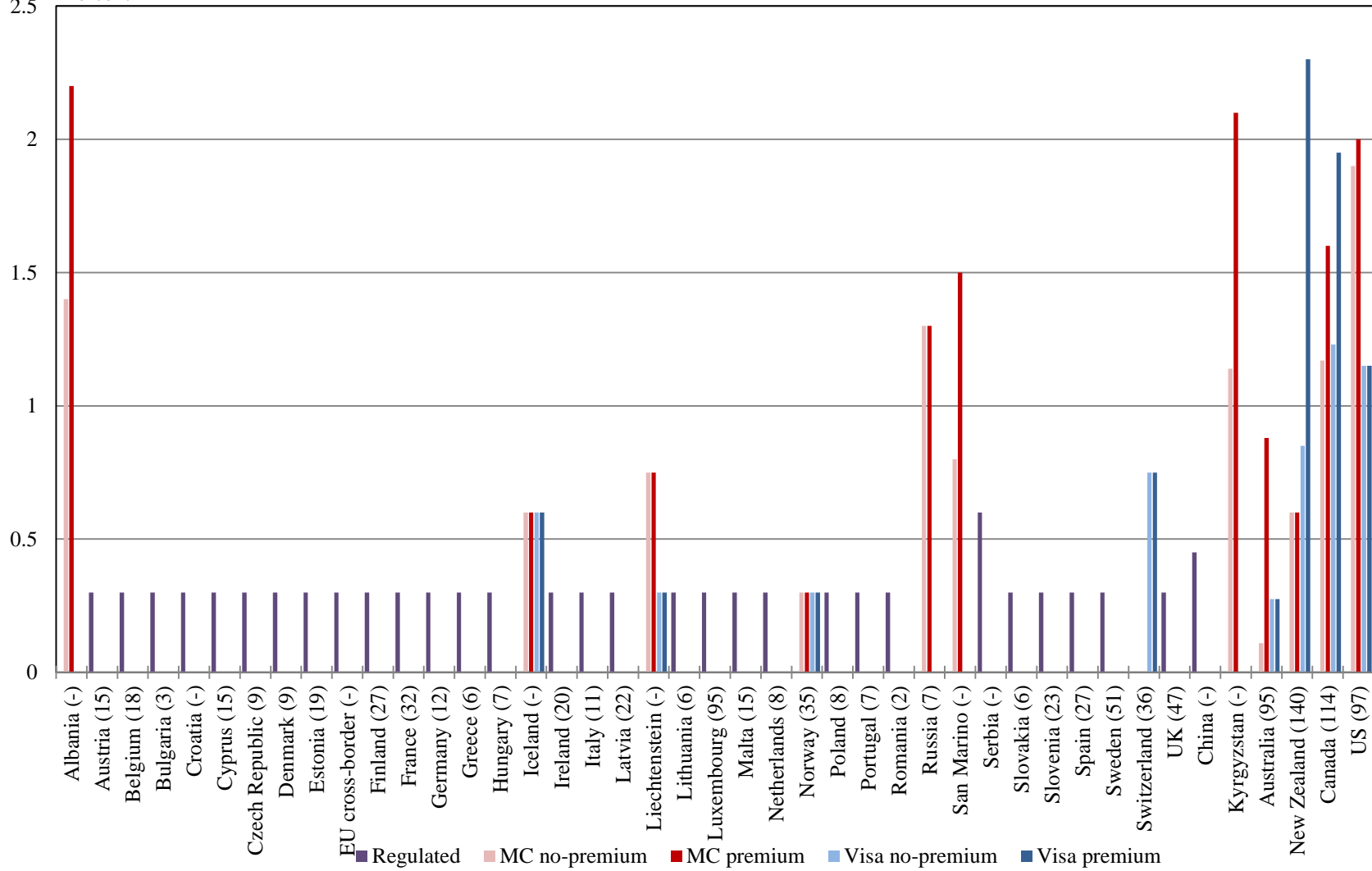
## 2017 Credit IF Rates: Grocery



( ) Per capita credit, credit / delayed debit, or delayed debit card transactions per year.

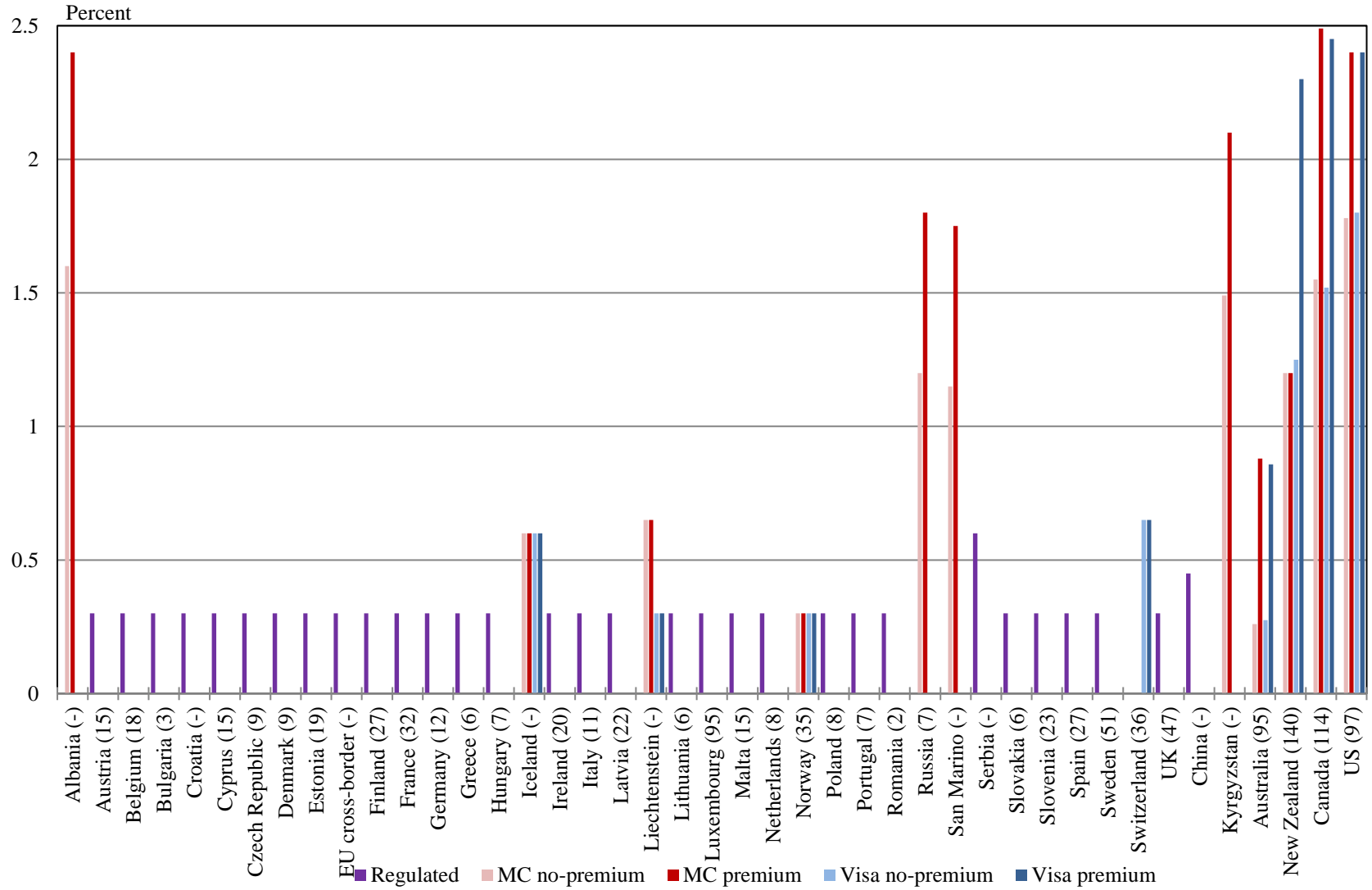
## 2017 Credit IF Rates: Gas

Percent



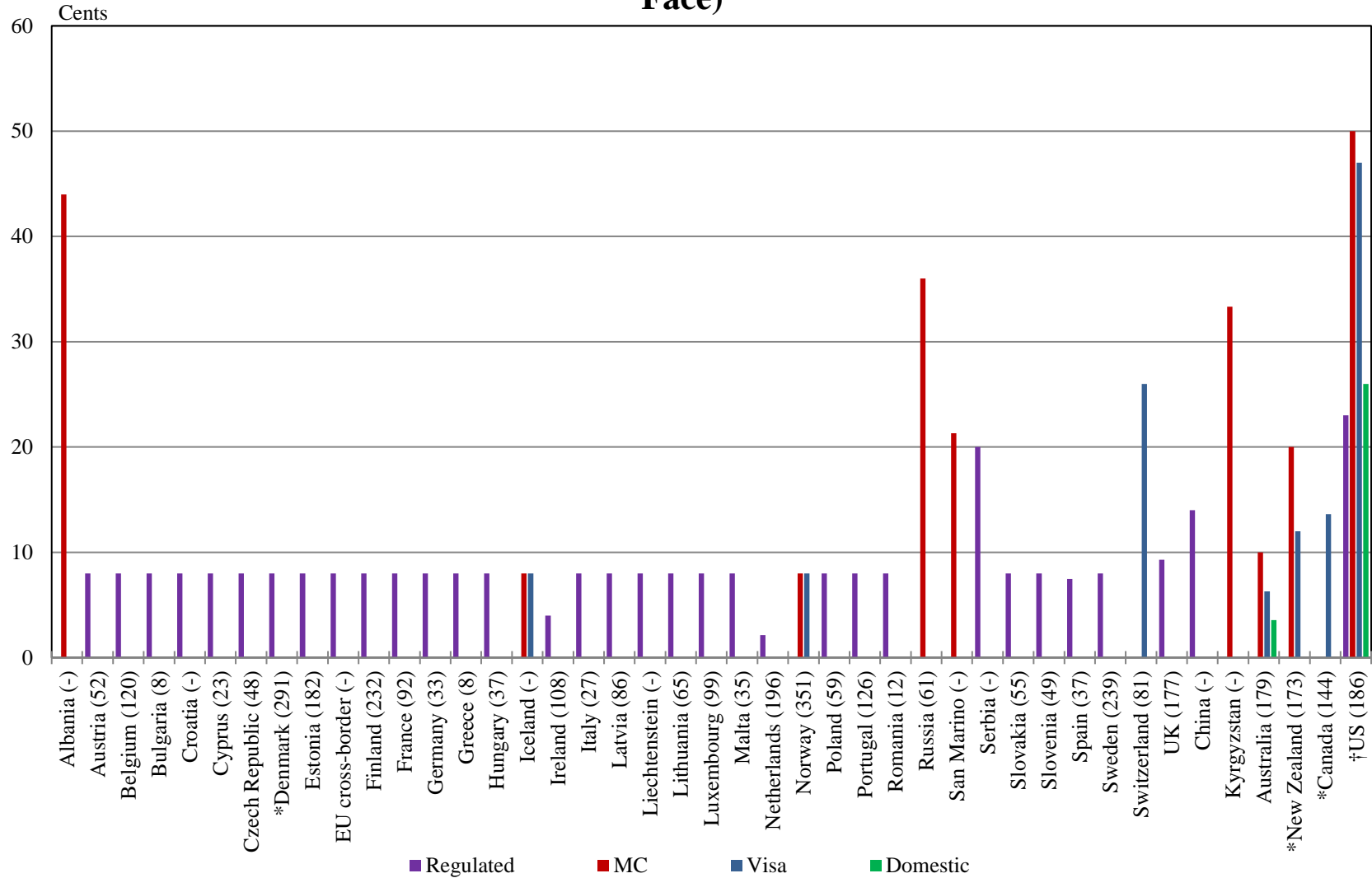
( ) Per capita credit, credit / delayed debit, or delayed debit card transactions per year.

## 2017 Credit IF Rates: E-merchant



( ) Per capita credit, credit / delayed debit, or delayed debit card transactions per year.

## 2017 Debit IF for US\$40-Equivalent Transaction: Retail Store (Face-to-Face)



( ) Per capita debit or debit / delayed debit transactions per year. \*The domestic debit card scheme has zero interchange fees.

† In the U.S., MC, Visa, and Domestic fees shown are interchange fees received by exempted issuers.

**Notes:**

The 2016 average exchange rates are used to convert debit card interchange fees.

As for MasterCard interchange fees, Maestro fees are used for European countries and MasterCard signature debit fees are used for Australia and the U.S.

As for the U.S. domestic interchange fee, the average PIN debit interchange fee for exempt issuers reported by the Federal Reserve Board is used.

**Sources:**

## Europe

<https://www.ecb.europa.eu/stats/payments/paym/html/index.en.html>

<http://www.bis.org/cpmi/publ/d155.pdf>

[http://static.norges-bank.no/contentassets/201d34e1739146ba83033dff1d7d8ee3/nb\\_papers\\_1\\_16.pdf](http://static.norges-bank.no/contentassets/201d34e1739146ba83033dff1d7d8ee3/nb_papers_1_16.pdf)

<http://data.worldbank.org/indicator/SP.POP.TOTL>

<http://www.mastercard.com/us/company/en/whatwedo/interchange/Country.html>

<https://www.visaeurope.com/about-us/interchange-fees/>

## Australia

<https://www.mastercard.com.au/en-au/about-mastercard/what-we-do/interchange.html>

<https://www.visa.com.au/about-visa/interchange.html>

<https://www.eftposaustralia.com.au/about/resources/scheme-fees-interchange-fees/>

## New Zealand

<http://www.mastercard.com/nz/merchants/understanding-interchange.html>

<https://www.visa.co.nz/about-visa/interchange.html>

[http://www.stats.govt.nz/browse\\_for\\_stats/businesses/business\\_characteristics/ElectronicCardTransactions\\_HOTPJul16.aspx](http://www.stats.govt.nz/browse_for_stats/businesses/business_characteristics/ElectronicCardTransactions_HOTPJul16.aspx)

## Canada

[http://www.mastercard.com/ca/wce/PDF/MasterCard\\_Interchange\\_Rate\\_Overview.pdf](http://www.mastercard.com/ca/wce/PDF/MasterCard_Interchange_Rate_Overview.pdf)

<https://www.visa.ca/dam/VCOM/regional/na/canada/Support/Documents/visa-interchange-rates-october-2016-en.pdf>

## United States

<https://www.mastercard.us/en-us/about-mastercard/what-we-do/interchange.html>

<https://usa.visa.com/content/dam/VCOM/global/support-legal/documents/visa-usa-interchange-reimbursement-fees-2017-april.pdf>

<http://www.federalreserve.gov/paymentsystems/regii-average-interchange-fee.htm>